




DhonaadhiTM
Hitec Innovations





Glass Touch Switches

Generation II



Home Automation



Office Automation




Case Installations


Intelligent Switches for Smarter Homes & Offices

In simple terms, they are touch-sensitive Control Pads. Or, in other words, Intelligent Switches. That means the most basic models are the modern substitute for conventional switches and switchboards. Moreover, they are always at an easy reach even in the dark, thanks to a soft illumination. In addition, they come in sleek and stylish designs that can take the luxury quotient of your home a notch higher.

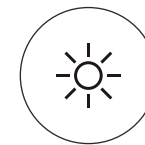
Touch switches when compared to the regular switches are way more **durable** and **safe**. The conventional switches are made for 125k operations whereas these are made for 1 million operations which happen in a sealed casing hence providing additional protection from spark.



Appliances you can Control:



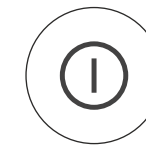
Fan Control
(Capacitive Dim)



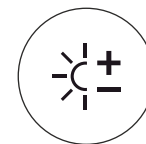
Light Control
(On / Off)




Curtain & Blinds
(Open / Close)




Master Switch
(On / Off)



Light Dimming



Scene Control*
(AV-AC Off)



Remote Control
(Infrared)

A quick glance:

- Feather Touch
- Large Touch Buttons
- Built-in Wifi
- Multi Control - IR Remote, Touch & Smart Device
- Retrofit - 4/6/8 Module Box Size

Multiple Platform Control:



IR REMOTE



WIFI



DIGITAL PLATFORM

Applications:



ANDROID SUPPORT



iOS SUPPORT

Technical Superiority:

	Voice Control		Multi-User Control
	Self-Configurable		Intuitive User Interface
	Instant Response		Realtime State Monitoring



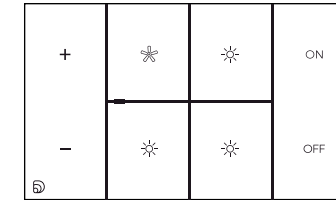
2014 we first introduced glass touch switches in the industry, which has been evolved to the best and have inspired many!

Application Control:





Application Control:

1dot3

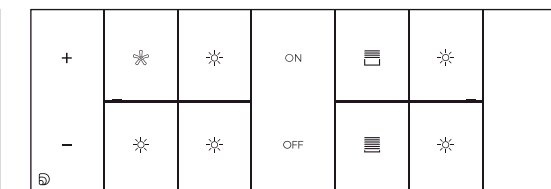
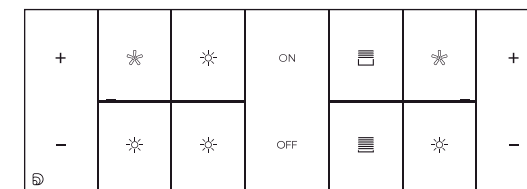
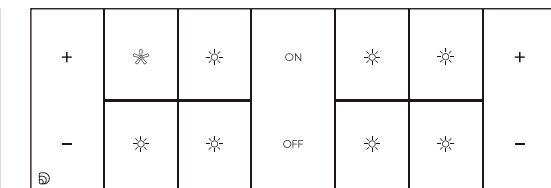
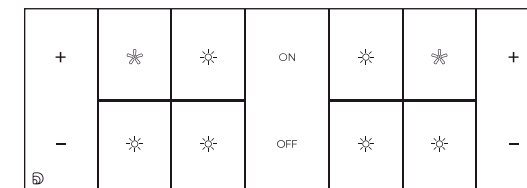


1 dot 3 - stands for 1 fan & 3 lighting circuit controls. Curtain & dimming controls are available in 1dot5 & 2dot6 variants with a maximum for one and two channels respectively. Generation 2 touch switches are re-designed ground up to greatly enhance user convenience.

1dot5



2dot6 / 1dot7



Bonsai




dot4

4 on/off, IR Remote, WiFi, Retrofit size - 117x65x25 mm

1dot5

1 fan & 5 on/off, IR Remote, WiFi, Retrofit size - 185x50x25 mm





Infinity Collection

Touch Switches

(Anything But Ordinary)

Infinity Collection

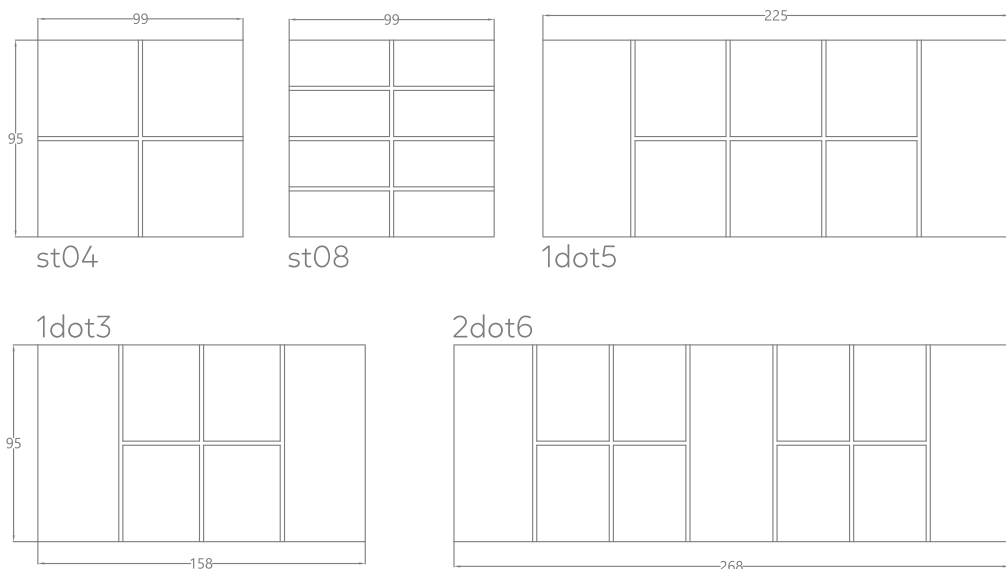
'Infinity', is a premium offering from Digital Dreams exclusively for those who value the blend. This series blends with homes as artistically crafted touch panels. A wide range of material oriented switches, that can match & blend in all kinds of homes and interiors.

Did you Know ?

More than intelligent switches, the Infinity Collections is a set of perfect decor for your home!

Features

- Extensive material palette / make your own*
- Minimalist form and function
- Simple and innovative - modern convenience at your fingertips




The Infinity Collection supports standard Indian module box sizes making them retrofit and easy to install.




Infinity Glass

Generation II glass touch switches redesigned and re-engineered ground up making it the best glass touch switches in the industry.



Infinity Stone

Inspired from the natural stones, a wide variety of switches ranging from the pure whites to the darkest nocturne.






Infinity Wood

It introduces some of the widest range of natural wooden switches milled from real walnut, pine, teak and many more.



Infinity Earth

Prepared from the earthiest materials, these are one of our most premium switches with metallic inlays.



Craftsman Infinity[^] Collection

new

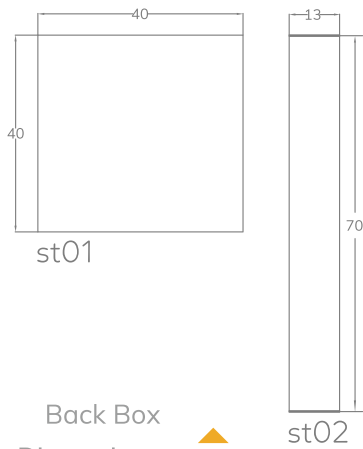
Infinity craftsman collection is a series wherein a switch is pixilated to its atom form. With this, eliminate any obstructions of sizes and forms that restrict your imagination of a switch to operate your home devices.

**Any Material,
Any Shape
can now be a switch!**

In Situ


/in 'sitju:/

As the name suggest, this series is a complete custom made product that can transform any planes into home control switches. With these, you can successfully camouflage your switches to its background. With endless customization and freedom to design, Infinity In Situ is a result of collaboration between space designers and our team!



▲ Matching Switch/Socket
Frame

Infinite Possibilities







Complete Home Automation Solution



Surface Touch Switches


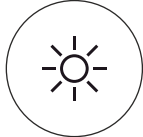






Programmable Switches for Smarter Homes & Offices

The Surface Touch switch range consists of 1-2-4-8 capacitive buttons in a very compact form — 2 module box size. Each button can be configured for different lighting control functions such as on/off, dimming and fan control. It can also be programmed to control individual Audio-Visual device such as TV, AC, Music system and more. The programmable action can be extended to control either a single room, or

the whole house eg. you can simply have a button configured as “Master Exit” which will activate the away scene enabling you to exit the home easily without having to worry about the devices. Surface Touch switches have a soft LED light at the centre which helps navigate and operate in the dark. These switches are available in both mediums wired and wireless (Wifi).






Appliances you can Control:

			
Fan Control (Capacitive Dim)	Light Control (On / Off Dimming)	Curtain & Blinds (Open / Close)	TV/AMP/STB (On / Off Volume ...)
			
AC Control (On/Off & Temperature)	Home Control (On / Off Sensor / Timer)	Lock Control* (Open / Close)	Master Switch (On / Off)



A quick glance:

- Programmable Actions
- Time Correlation
- Custom Graphic Icons*
- Feather Touch
- Compact - 2 Module Box Size

Multiple Platform Control:

		
IR REMOTE	WIFI	DIGITAL PLATFORM

Control Options:

	
WEB INTERFACE	VOICE SUPPORT

Key Highlights

Large Touch Area	Multi-Device Control
Wired / Wireless	Soft Illumination
Time Correlation	Scene Control

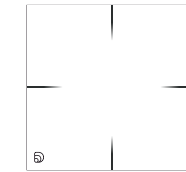
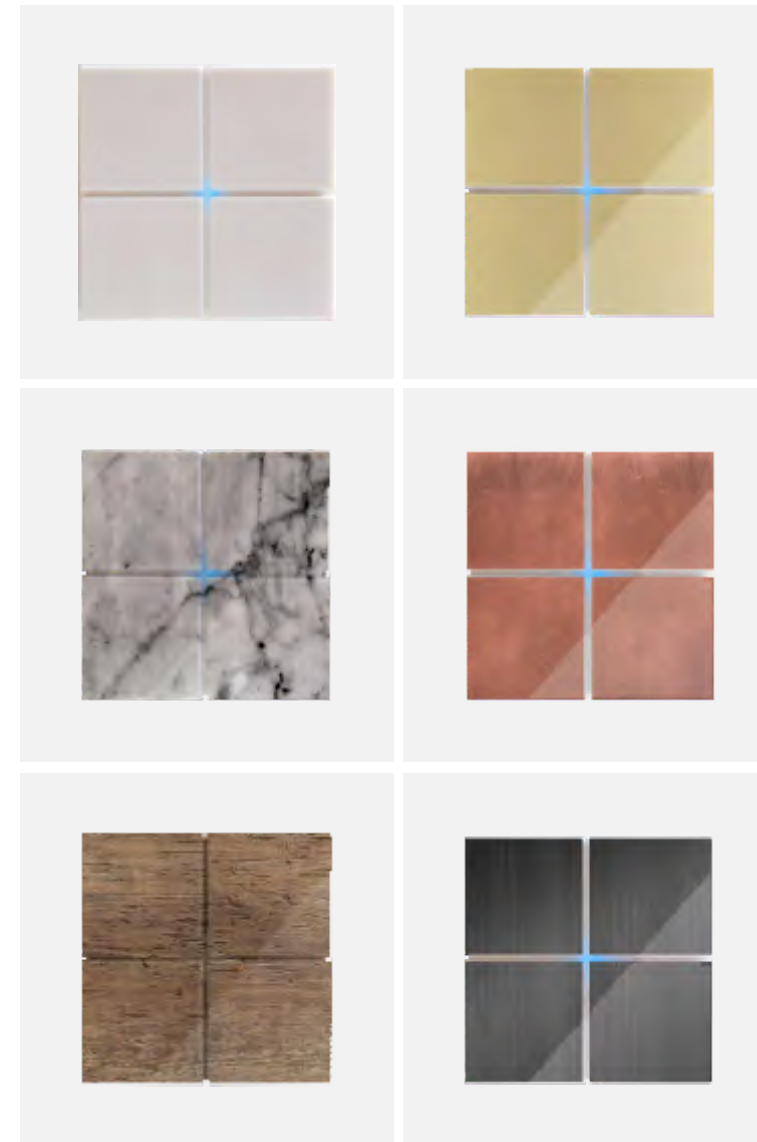


0.3mm Chamfer
3mm Toughened Glass

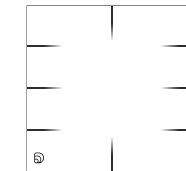
We wanted to keep Home Control as simple as possible making **Surface Touch** switches an ideal choice, with the most minimalist form & function it has been reduced to its essence while improving the comfort of the modern home.

Infinity Collection

Finishes



**Surface Touch
4 Buttons**
large touch sensitive area



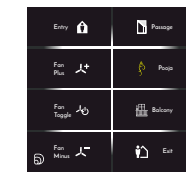
**Surface Touch
8 Buttons**
programmable - entry, exit



simple but innovative control - light, fan . . .




soft illumination helps in the dark



**Surface Touch
Custom***
custom icons can be printed

Glass
Generation II



Infinity Hospitality



Home Automation



Office Automation



Case Installations


Touch Switches for Smarter Hotels

The Infinity Hospitality is collection of wired and wireless touch switches redefining lighting control of a hotel room. Crafted using glass, these switches are a design innovation enhancing guest experience with usage simplified to the core. The hospitality solution consists of 3 touch switches — outdoor, thermostat and bedside touch pads. The outdoor touch switch has backlit notification about the room state eg,

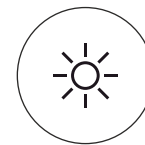
DND, Make-my-room and room occupied. The thermostat touch switch has a built-in display which shows the current temperature settings of the room air-conditioner. The bedside touch switch enables easy lighting, fan and drape control with touch or a small Infrared remote letting guest enjoy the stay rather going around finding switch for each light. Additionally voice and tablet control can also be added.



Appliances you can Control:



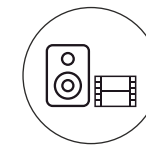
Fan Control
(Capacitive Dim)




Light Control
(On / Off
Dimming)



Curtain & Blinds
(Open / Close)



TV/AMP/STB
(On / Off
Volume ...)




AC Control
(On/Off &
Temperature)



Room Control
(On / Off
Sensor / Timer)



Lock Control*
(Open / Close)



Master Switch
(On / Off)

A quick glance:

- Programmable Actions
- Time Correlation
- Custom Graphic Icons
- Feather Touch
- Control Split/VRV/VRF HVAC
- BMS Integration

Multiple Platform Control:



IR REMOTE



WIFI



DIGITAL PLATFORM


Control Options:



WEB
INTERFACE



VOICE
SUPPORT





Dhonaadhi **Hitec Innovations**

AN ISO 9001-2008 CERTIFIED COMPANY
New No. 17/1, Ground Floor,
Muthukrishnan Street,
Bhuvaneshwari Nagar, 1st Main
Road, Behind Chennai Silks,
Velachery, Chennai - 600 042

 **98841 66566**

info@dhonaadhi.in Web : www.dhonaadhi.in

info@dhonaadhi.in / www.dhonaadhi.in